


Ultra X Plus

HALF-CELL MONOFACIAL MODULE

TYPE: STPXXXS - D66/Wmh



655-675W **21.7%**
POWER OUTPUT MAX EFFICIENCY



High module conversion efficiency

Module efficiency up to 21.7% achieved through advanced cell technology and manufacturing process



Low risk of hidden cracks

the fine non-destructive cell cutting process avoids the damage of cutting surface effectively and reduces the risk of hidden cracks and hot spots on modules



Withstanding harsh environments

through the high salt spray LID ammonia resistance test, more adaptable to high temperature, strong wind, ice, snow and salt water corrosion of the climate environment



Extended wind and snow load tests

Module certified to withstand extreme wind (2400 Pascal) and snow loads (5400 Pascal)*

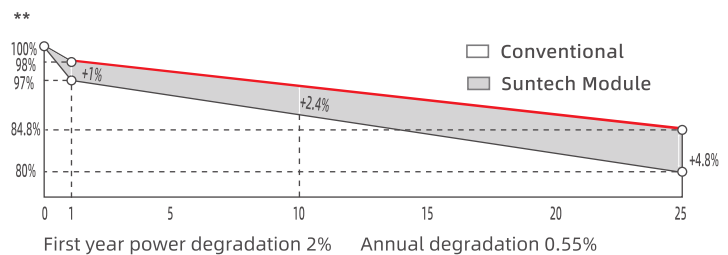


ISO 14001 Environment Management System
ISO 45001 Occupational Health and Safety
ISO 9001 Quality Management System
SA 8000 Social Responsibility Standards
IEC TS 62941 Guideline for Module Design

IEC 61701 Salt-mist certification
IEC 62716 ammonia certification
IEC 60068-2-68 Dust and Sand
IEC 61730-2 (UL790) fire class C



25 years of linear warranty
12 years of product warranty



* Please refer to Suntech Standard Module Installation Manual for details.

** Please refer to Suntech Limited Warranty for details.

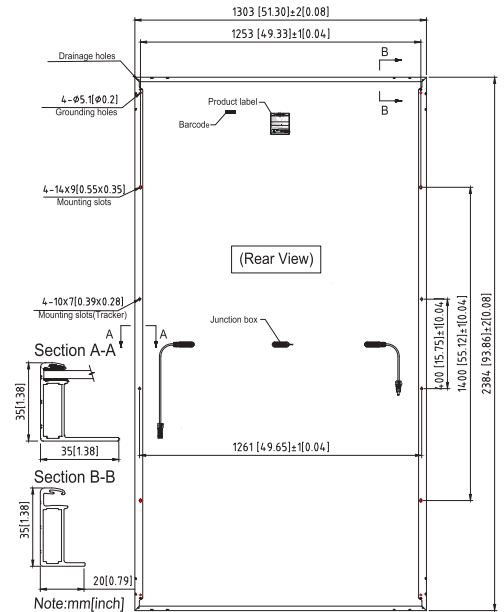
*** WEEE only for EU market.

**** Suntech reserves the right to the final.

Ultra X STPXXXS - D66/Wmh 655-675W

Mechanical Characteristics

Solar Cell	Monocrystalline silicon 210 mm
No. of Cells	132 (6 × 22)
Dimensions	2384 × 1303 × 35 mm (93.9 × 51.3 × 1.4 inches)
Weight	33.5 kgs (73.9 lbs.)
Front Glass	3.2 mm (0.126 inches) fully tempered glass
Output Cables	4.0 mm ² , (-) 350 mm (+) 160 mm in length or customized length
Junction Box	IP68 rated (3 bypass diodes)
Operating Module Temperature	-40 °C to +85 °C
Maximum System Voltage	1500 V DC (IEC)
Connectors	STP-XC4
Maximum Series Fuse Rating	30 A
Power Tolerance	0/+5 W
Frame	Anodized aluminum alloy frame
Packing Configuration	31 Pieces per pallet 558 Pieces per container /40'HC 1325×1120×2510 1072.5kg



For tracker installation, please turn to Suntech for mechanical load information.

Electrical Characteristics

Module Type	STP675S-D66/Wmh		STP670S-D66/Wmh		STP665S-D66/Wmh		STP660S-D66/Wmh		STP655S-D66/Wmh	
	STC	NMOT	STC	NMOT	STC	NMOT	STC	NMOT	STC	NMOT
Testing Condition	STC	NMOT	STC	NMOT	STC	NMOT	STC	NMOT	STC	NMOT
Maximum Power (Pmax/W)	675	510.9	670	507.5	665	503.7	660	499.9	655	496.1
Optimum Operating Voltage (Vmp/V)	38.65	36.2	38.45	36.0	38.25	35.8	38.05	35.6	37.85	35.4
Optimum Operating Current (Imp/A)	17.46	14.13	17.43	14.11	17.39	14.07	17.35	14.04	17.31	14.00
Open Circuit Voltage (Voc/V)	46.65	44.0	46.45	43.8	46.25	43.6	46.05	43.4	45.85	43.2
Short Circuit Current (Isc/A)	18.46	14.89	18.43	14.87	18.39	14.84	18.35	14.80	18.31	14.77
Module Efficiency (%)	21.7%		21.6%		21.4%		21.2%		21.1%	

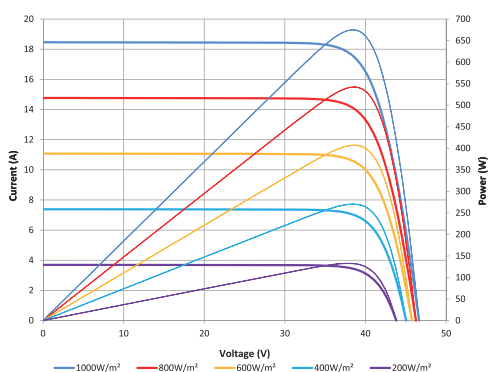
STC: Irradiance 1000 W/m², module temperature 25 °C, AM=1.5; NMOT: Irradiance 800 W/m², ambient temperature 20 °C, AM=1.5, wind speed 1 m/s; Tolerance of Pmax is within +/- 3%;

Temperature Characteristics

Nominal Module Operating Temperature (NMOT)	42 ± 2 °C
Temperature Coefficient of Pmax	-0.34%/°C
Temperature Coefficient of Voc	-0.26%/°C
Temperature Coefficient of Isc	0.050%/°C

Information on how to install and operate this product is available in the installation instruction. All values indicated in this data sheet are subject to change without prior announcement. The specifications may vary slightly. All specifications are in accordance with standard EN 50380. Color differences of the modules relative to the figures as well as discolorations of/in the modules which do not impair their proper functioning are possible and do not constitute a deviation from the specification.

Graphs Current-Voltage & Power-Voltage Curve (675S)



Information bar

