


Ultra V mini

HALF-CELL MONOFACIAL MODULE

TYPE: STPXXXS - C54/Umh



POWER OUTPUT
390-410W

MAX EFFICIENCY
21.0%

Features



High module conversion efficiency

Module efficiency up to **21.0%** achieved through advanced cell technology and manufacturing process



Lower operating temperature

Lower operating temperature and temperature coefficient increases the power output



Suntech current sorting process

Up to **2%** power loss caused by current mismatch could be diminished by current sorting technique to maximize system power output



Extended wind and snow load tests

Module certified to withstand extreme wind (3800 Pascal) and snow loads (6000 Pascal) *



Excellent weak light performance

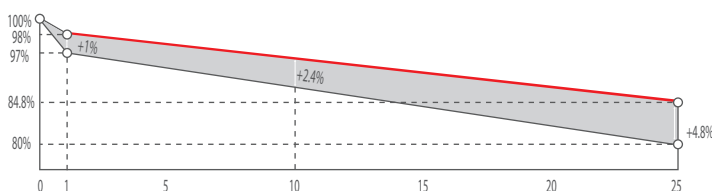
More power output in weak light condition, such as cloudy, morning and sunset



Withstanding harsh environment

Reliable quality leads to a better sustainability even in harsh environment like desert, farm and coastline

Industry-leading Warranty **



- ◆ First year power degradation: 2%
- ◆ Annual degradation: 0.55%
- ◆ Product warranty: 12 years
- ◆ linear warranty: 25 years

Certifications and Standards

CE IEC 61730 IEC 61215
SA 8000 Social Responsibility Standards
ISO 9001 Quality Management System
ISO 14001 Environment Management System
ISO 45001 Occupational Health and Safety
IEC TS 62941 Guideline for module design qualification and type approval



Munich RE ****

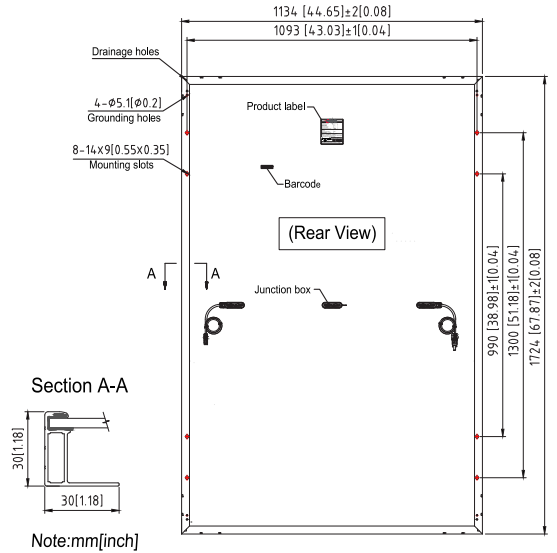
* Please refer to Suntech Standard Module Installation Manual for details.
** Please refer to Suntech Limited Warranty for details.

*** WEEE only for EU market.
**** Suntech reserves the right to the final interpretation of the warranty by Munich RE.

Ultra V STPXXXS - C54/Umh 390-410W

Mechanical Characteristics

| | |
|------------------------------|--|
| Solar Cell | Monocrystalline silicon 182 mm |
| No. of Cells | 108 (6 × 18) |
| Dimensions | 1724 × 1134 × 30 mm (67.9 × 44.6 × 1.2 inches) |
| Weight | 22.1 kgs (48.7 lbs.) |
| Front Glass | 3.2 mm (0.126 inches) fully tempered glass |
| Output Cables | 4.0 mm ² , (-) 350 mm (+) 160 mm in length or customized length |
| Junction Box | IP68 rated (3 bypass diodes) |
| Operating Module Temperature | -40 °C to +85 °C |
| Maximum System Voltage | 1500 V DC (IEC) |
| Maximum Series Fuse Rating | 25 A |
| Power Tolerance | 0/+5 W |



Electrical Characteristics

| Module Type | STP410S-C54/Umh | | STP405S-C54/Umh | | STP400S-C54/Umh | | STP395S-C54/Umh | | STP390S-C54/Umh | |
|-----------------------------------|-----------------|-------|-----------------|-------|-----------------|-------|-----------------|-------|-----------------|-------|
| | STC | NMOT | STC | NMOT | STC | NMOT | STC | NMOT | STC | NMOT |
| Maximum Power (Pmax/W) | 410 | 309.6 | 405 | 306.0 | 400 | 302.3 | 395 | 298.6 | 390 | 294.9 |
| Optimum Operating Voltage (Vmp/V) | 31.59 | 29.2 | 31.38 | 29.0 | 31.18 | 28.8 | 30.98 | 28.6 | 30.76 | 28.4 |
| Optimum Operating Current (Imp/A) | 12.98 | 10.62 | 12.91 | 10.56 | 12.83 | 10.50 | 12.76 | 10.44 | 12.69 | 10.38 |
| Open Circuit Voltage (Voc/V) | 37.45 | 35.2 | 37.24 | 35.0 | 37.04 | 34.8 | 36.84 | 34.6 | 36.62 | 34.4 |
| Short Circuit Current (Isc/A) | 13.88 | 11.16 | 13.81 | 11.10 | 13.73 | 11.04 | 13.66 | 10.98 | 13.59 | 10.93 |
| Module Efficiency (%) | 21.0 | | 20.7 | | 20.5 | | 20.2 | | 19.9 | |

STC: Irradiance 1000 W/m², module temperature 25 °C, AM=1.5; NMOT: Irradiance 800 W/m², ambient temperature 20 °C, AM=1.5, wind speed 1 m/s; Tolerance of Pmax is within +/- 3%;

Temperature Characteristics

| | |
|---|------------|
| Nominal Module Operating Temperature (NMOT) | 42 ± 2 °C |
| Temperature Coefficient of Pmax | -0.36%/°C |
| Temperature Coefficient of Voc | -0.304%/°C |
| Temperature Coefficient of Isc | 0.050%/°C |

Packing Configuration

| | |
|--------------------------|-------------------|
| Container | 40 'HC |
| Pieces per pallet | 36 |
| Pallets per container | 26 |
| Pieces per container | 936 |
| Packaging box dimensions | 1755×1130×1255 mm |
| Packaging box weight | 804 kg |

Information on how to install and operate this product is available in the installation instruction. All values indicated in this data sheet are subject to change without prior announcement. The specifications may vary slightly. All specifications are in accordance with standard EN 50380. Color differences of the modules relative to the figures as well as discolorations of/in the modules which do not impair their proper functioning are possible and do not constitute a deviation from the specification.

Graphs

Current-Voltage & Power-Voltage Curve (410S)

